

Weight Indicator/Controller

FEATURES

- 1 million count resolution, 20/120 updates per second
- High resolution (16 Bit) analog output
- RS-422/485 communication port with ASCII, BLH Digi-System Plus network, or Modbus RTU protocol
- Expansion slot for A-B remote I/O, Modbus Plus, Modbus RTU, Profibus, or DeviceNet
- Rate-by-weight (mass flow) operation
- Up To 8 setpoint relay outputs
- Quick-cal set-up
- Dynamic digital process filtering
- Real time system & loop diagnostics



APPLICATIONS

- Weight and mass flow measurement with setpoint control
- Batch/blend/mix systems
- Critical ingredient processing



DESCRIPTION

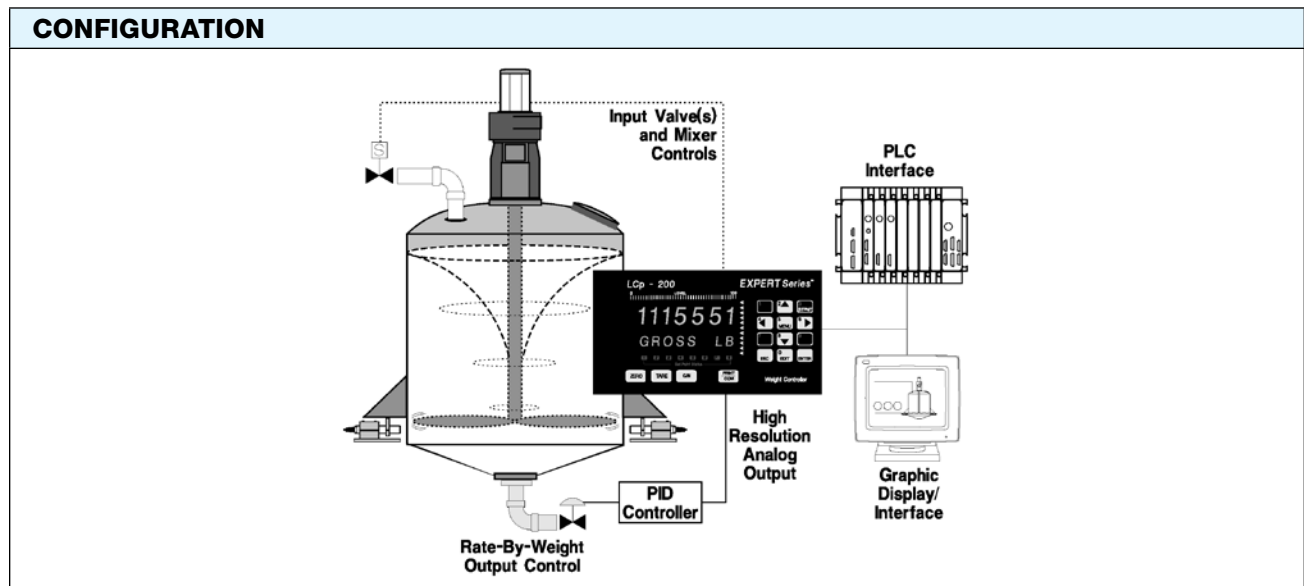
LCp-200 Weight/Rate-By-Weight Controllers are high performance indicators with features and options focused on the requirements of process weighing applications with local setpoint control. They operate with all strain gage type load cells and interface easily with any PLC, DCS, or PC based supervisory control system. Engineering emphasis has been placed on simplicity, reliability, and expandability. Standard rate-by-weight operation and output provides precision mass flow control.

Eight relay outputs are available for local setpoint control, based upon set point values entered through the keypad, or downloaded serially from a host device. All relay

configuration and logic parameters are selectable through the front panel keypad. Communication of weight, setpoint values, system status, and diagnostic information is accomplished using standard protocols such as ASCII and Modbus RTU, or special serial interfaces like DeviceNet, Allen-Bradley Remote I/O, Modbus Plus, and Profibus.

The LCp-200 Safe-Weigh® Software System encompasses over 50 years of BLH Nobel application expertise. Plug-n-Weigh® quick calibration and setup procedures save time, money, and even field service calls. On-line diagnostics continuously monitor system performance and alert service personnel to potential problems before they happen.

CONFIGURATION



Weight Indicator/Controller

SETPOINT CONTROL AND COMMUNICATION INTERFACES

Setpoint Availability

Precise setpoint control ensures accurate and repeatable batch process performance. Standard LCp-200 instruments have eight open collector DC setpoint output signals. Individual outputs can be configured for main (coarse) or dribble (fine) operation with in-flight and deadband (hysteresis) compensation for precision valve control. Polarity selection allows “open above” or “closed above” operation of each point. Tag names may be assigned for front panel or interface identification.

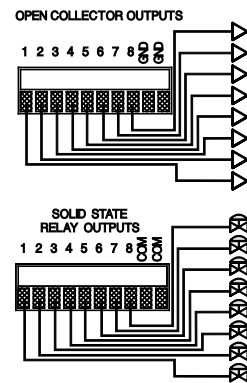
Optionally, eight solid state, triac type outputs can be ordered. Each triac output has the same configuration and parameter selections as the DC signals.

Communications and Interfacing

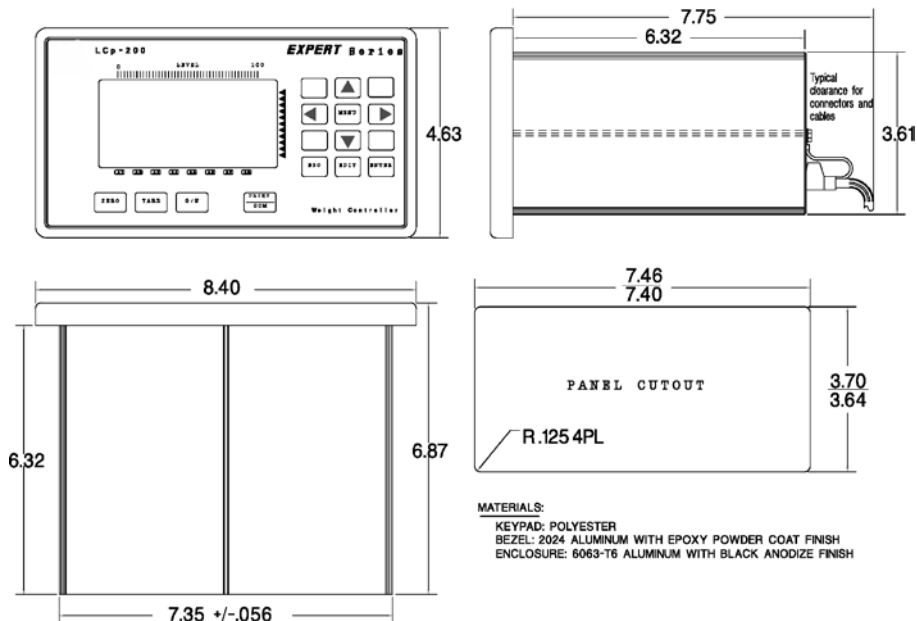
LCp-200 instruments are designed for fast, easy interfacing with virtually any PLC or DCS system. LCp-200 instruments are the first weight/rate system controllers with Schneider Modbus Plus licensing. As a charter member of the Allen-Bradley “Encompass” program, BLH Nobel offers Remote I/O capability in all LCp products. Profibus can be ordered for communication with Seimens controllers.

For network applications, units can be ordered with our Digi-System Plus protocol for communication with an LCp-400 Gate-Weigh controller.

Open collector setpoint outputs interface with PLC I/O cards and optional solid state triac relays control process valves directly



OUTLINE DIMENSIONS



Weight Indicator/Controller

SPECIFICATIONS		PARAMETER	VALUE
PERFORMANCE		Resolution	1,048,576 total counts
Displayed Resolution			700,000 counts
Conversion Speed			50 ms
Displayed Sensitivity			0.05 μ V per count
Noise			0.4 μ V per count (min. filt. setting)
Full Scale Range			3.5 mV/V
Dead Load Range			100% full scale
Input impedance			10 m Ω min.
Excitation Voltage			10 VDC @ 250 mA
Linearity			\pm 0.0015% full scale
Software Filter			Multi-variable up to 10,000 ms
Step Response			One conversion
Temp Coefficient Zero			\pm 2 ppm/ $^{\circ}$ C
Temp Coefficient Span			\pm 7 ppm/ $^{\circ}$ C
ENVIRONMENT		Operating Temperature	-10 to 55 $^{\circ}$ C (15 to 131 $^{\circ}$ F)
Storage Temperature			-20 to 85 $^{\circ}$ C (-5 to 185 $^{\circ}$ F)
Humidity			5 to 90% rh non-condensing
Voltage			117/230 VAC +15% @ 50/60 Hz
Power			15 W max.
ENCLOSURE		Dimensions (Std.)	4.63 x 8.40 x 6.5 in H x W x D
NEMA 4/4X, 12 (Opt.)			8.5 x 13.5 x 10.45 in H x W x D
MATERIALS		Aluminum Case & Bezel	Overlay meets 94V-0 rating
DISPLAY		Type	High intensity cobalt green vacuum fluorescent
Active Digits			7 digit alpha numeric 0.59 in high for weight: 8 digit alpha numeric 0.39 in high for status
ANALOG OUTPUT (OPTIONAL)		Conversion	16 bit D-A
Current Selectable			4-20 mA or 0-20 mA 600 Ω max.
		REMOTE DIGITAL INPUTS (OPTICALLY ISOLATED) (CONTACT CLOSURE OR DO LOGIC COMPATIBLE)	
		Closed (Momentary)	Logic low
		Open	Logic high
		Cable Length	100 ft max.
		DC SETPOINT OUTPUTS – 8 (STANDARD)	
		Type	Open collector (current sinking)
		Operating Voltage	5-35 VDC
		ON Voltage	1.2 VDC @ 40 mA 0.8 VDC @ 1 mA
		OFF State Leakage	0.04 μ A @ 40 VDC
		Power	External supply required
		AC SETPOINT OUTPUTS – 8 (OPTIONAL)	
		Type	Triac
		Operating Voltage	12-240 VAC
		AC Frequency	20-500 Hz
		ON State Voltage Drop	1.2 V _{RMS}
		Min-Max Load Current	5 mA – 1 A
		Leakage Current	1 mA @ full rated load voltage
		Power	External supply required
		COMMUNICATIONS (STANDARD)	
		Serial RS-422/485	Full or half duplex ASCII, printer, Provox, or Modbus protocols odd, even or no parity-selectable
		Baud Rates	300, 1,200, 2,400, 4,800, 9,600, or 19,200
		Addressing	0-99
		SPECIAL INTERFACES (OPTIONAL)	
		DeviceNet	To ODVA specification
		Allen-Bradley	Remote I/O – 1/4 Logical Rack
		Modbus RTU	Slave
		Modbus Plus	Peer-to-peer
		Profibus	Slave
		APPROVALS/CERTIFICATIONS	
		FM (factory Mutual)	3611 (Div 2)
		CSA	C22.2 (all applicable sections)

BLH Nobel is continually seeking to improve product quality and performance. Specifications may change without notice.